




KitChen table Stamper


Wonder Recipe


Double Batch #2


Our new Wonder Recipe Double Batch one sheet wonder templates start with a piece of 6 x 12" designer series paper.


Cut the paper according to the template and then use all the pieces to make a stack of cards.

 More than one piece of designer paper may be used on each card.

 Use a 6 x 12" piece of designer paper that has two coordinating sides. Flip the pieces and show off two different patterns.

 Cut more than one 6 x 12" piece of designer paper to multiply the number of cards your Wonder Recipe can create.

 Different Wonder Recipes can be cut and the pieces combined for more design options.

 Each cut piece can be divided into smaller pieces if that's where your creativity takes you.

***not to scale, please note the finished size of each piece.**

Good things happen around the table!

